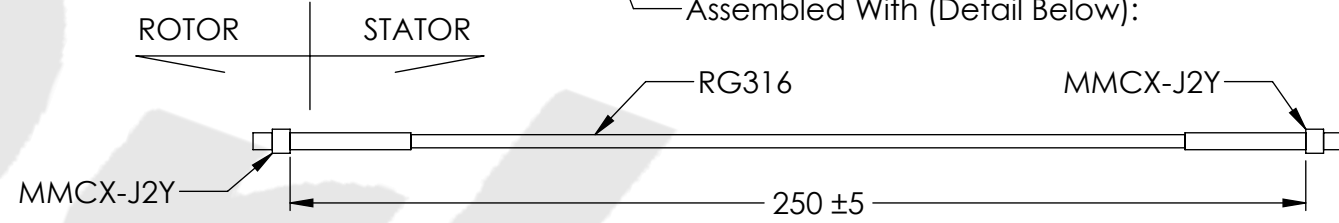
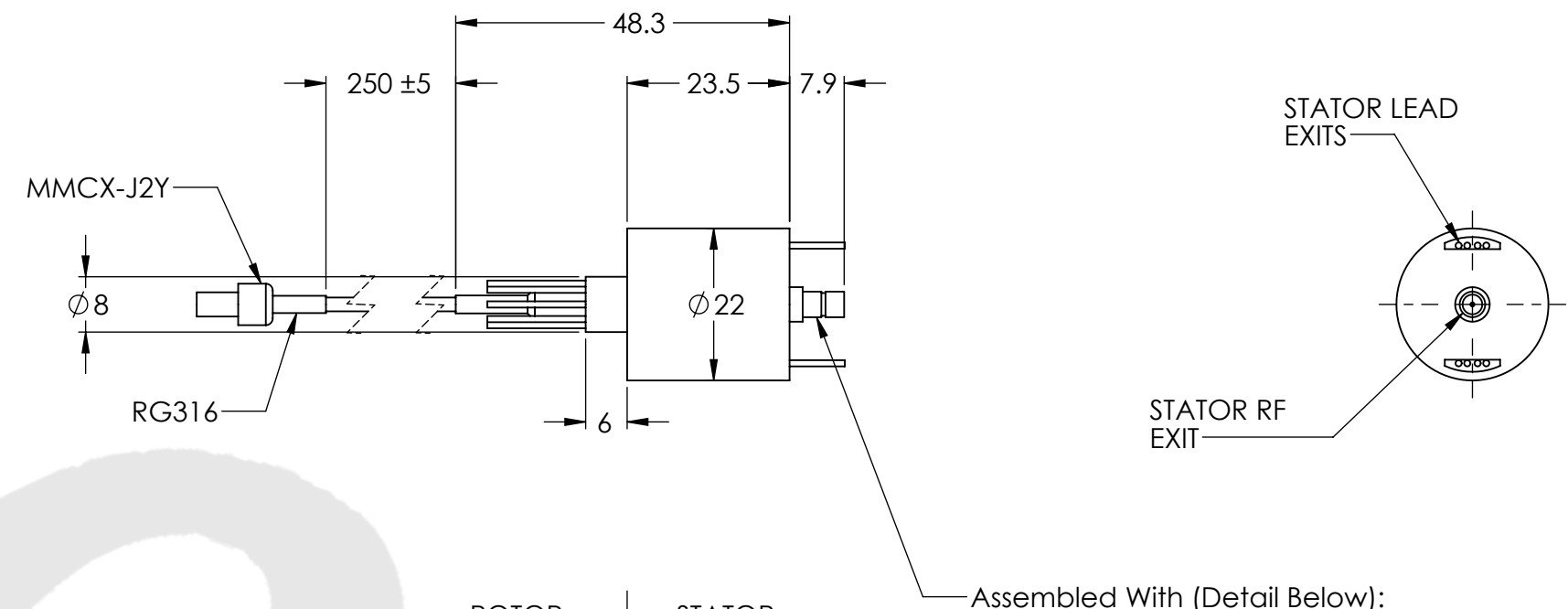
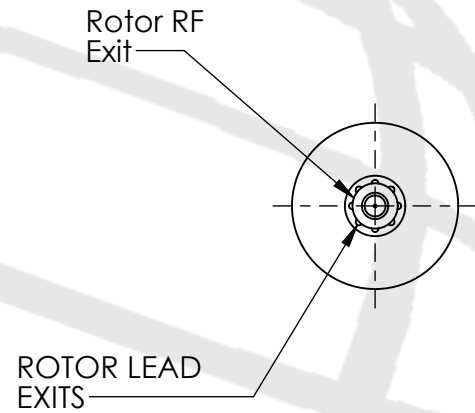
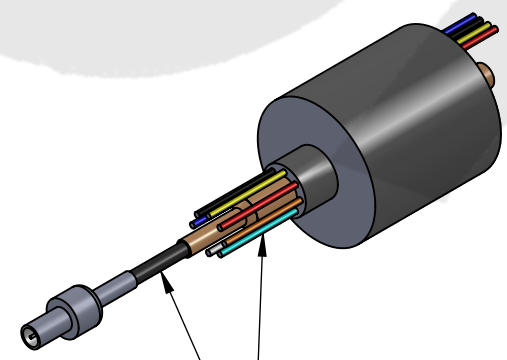


REVISIONS				
ZONE	REV.	DESCRIPTION	DATE	APPROVED
	1	Customer Information	1/1/2014	WRH



Straight or Right Angle Connectors Available



RG316 cable and signal leads shown shortened for clarity.

ROTOR AND STATOR LEADS FOR VISUALIZATION ONLY. TRUE NUMBERS, ORIENTATION, SIZE, LOCATION, AND COLORS CAN VARY BASED ON SPECIFICATIONS. ROTOR AND STATOR EXIT POINTS NOTED.

TECHNICAL DATA

NUMBER OF CIRCUITS	9 (8 Signal, 1 RF Signal)
RATED VOLTAGE	240 VDC/240 VAC
DIELECTRIC STRENGTH	500VAC@50Hz,60s
RATED CURRENT	2A/RING
NOMINAL SPEED	0-300RPM
INSULATION RESISTANCE	1000 MΩ/500VDC
DYNAMIC CONTACT RESISTANCE	<10 mΩ
CONTACT MATERIAL SURFACE	GOLD-GOLD
LEAD	28 AWG, COLOR CODE, SILVER PLATED, PTFE INSULATED LEAD WIRES
STANDARD LEAD LENGTH	250mm
TEMPERATURE	-20°C to + 80°C
BEARINGS	MINIATURE, PRECISION STEEL BEARINGS
HOUSING	ABS PLASTIC
PROTECTION	IP51

SPECIFICATION FOR RF COAXIAL CONNECTOR

SPECIFICATION	VALUES
IMPEDANCE	50 OHMS
CABLE TYPE	RG316
CONNECTOR TYPE	MMCX
FREQUENCY RANGE	DC-3GHz
TRANSMISSION RATE	>3Gbps

WIRE COLOR CODE

28 AWG SIGNAL CIRCUITS (2A/CIRCUIT)	
1. RED	2. GREEN
3. YELLOW	4. PURPLE
5. BLACK	6. BLUE
7. BROWN	8. ORANGE

UNLESS OTHERWISE SPECIFIED:
DRAWING SYMBOLS & TOLERANCES PER ANSI Y14.5
DIMENSIONS ARE METRIC
TOLERANCES:
DECIMALS LINEAR ANGULAR
.X ±0.2 ±0.5DEG
.XX ±0.02 ±0.2DEG
.XXX ±0.005 ±0.01DEG



TITLE:
Slip Ring

THIS DRAWING CONTAINS PROPRIETARY INFORMATION OF THE ORBEX GROUP AND MAY NOT BE IN WHOLE OR IN PART DUPLICATED OR DISCLOSED OR USED FOR MANUFACTURE OF ANY PART DISCLOSED HEREIN WITHOUT WRITTEN PERMISSION OF THE ORBEX GROUP.
CONFIDENTIAL

INTERPRET GEOMETRIC TOLERANCING PER: ANSI Y14.5
MATERIAL: SEE CHART
FINISH: CLEAN
DRAWN: MRJ 4/1/2014

SIZE: **B** PRT. NO.: 322M3-0801-HD REV: **CI**
SCALE: 1:1 SHEET 1 OF 1